

Technology Training

LinkedIn Learning



Adobe® Creative Cloud™

January 31, 2020

Lenny Riley

Instructional Technology Specialist, Academic Affairs

NORCO
COLLEGE

LinkedIn Learning



lynda.com

formerly Lynda.com

LinkedIn Learning

- 1995 – **Lynda.com**, a website offering video courses, was founded in Ojai, California by Lynda Weinman
- 2003 – **LinkedIn**, a social networking site for job seekers and employers, was launched
- 2015 – LinkedIn bought Lynda.com for \$1.5 billion
- 2016 – **Microsoft** bought LinkedIn for \$26.2 billion
- 2017-2019 – Lynda.com was renamed **LinkedIn Learning**, which launched the new website for colleges, on 8/27/2019

LinkedIn Learning

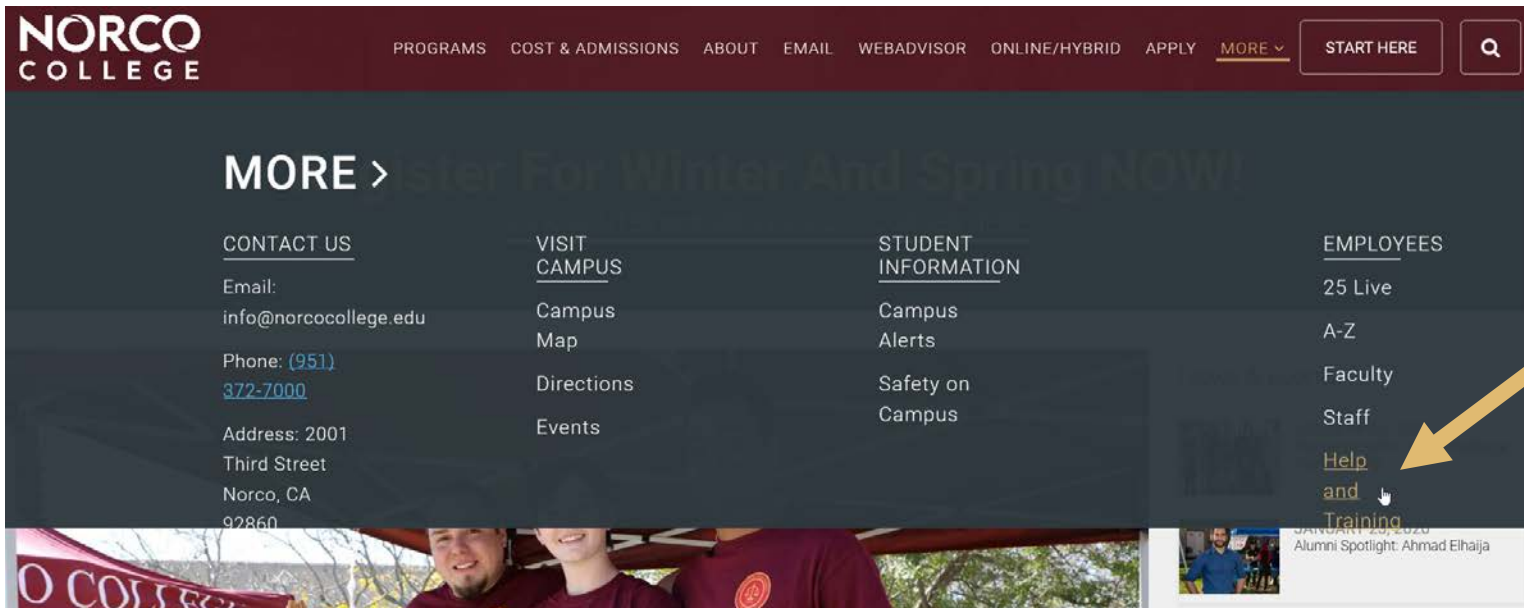
- Take advantage of more than 10,000 training videos on a broad range of subjects, including business skills, graphic design, video, and web design and
- Watch courses and tutorial videos directly from your mobile phone or mobile device
- Access the LinkedIn Learning library 24/7
- Identify and develop resources and tools for online tutorials and technology training workshops for students, faculty, and staff

<https://www.linkedin.com/learning/>

The screenshot shows the LinkedIn Learning homepage. At the top left is the LinkedIn Learning logo. A search bar contains the text "Search for skills, subjects or software". Navigation icons for Home, My Learning, and Me are visible. The main banner features a featured video titled "How to Slow Down and Be More Productive" by Dave Crenshaw, an Author and Leadership Coach. Below the banner, there is a "Set a weekly goal" section with a progress indicator and a "Set a goal" button. To the right, there are tabs for "In progress", "Saved", and "From your org". Under "In progress", two courses are listed: "Creating a PDF Presentation" (54m 17s left) and "5 Tips for Building Your Financial Life" (2m 24s left). At the bottom, there is a "Top picks for Leonard" section with "Previous" and "Next" navigation arrows.

OR

- www.norcollege.edu
- Click MORE
- Under EMPLOYEES, click Help and Training



Sign In

Sign in using the same email address you use for LinkedIn.com
or your work email

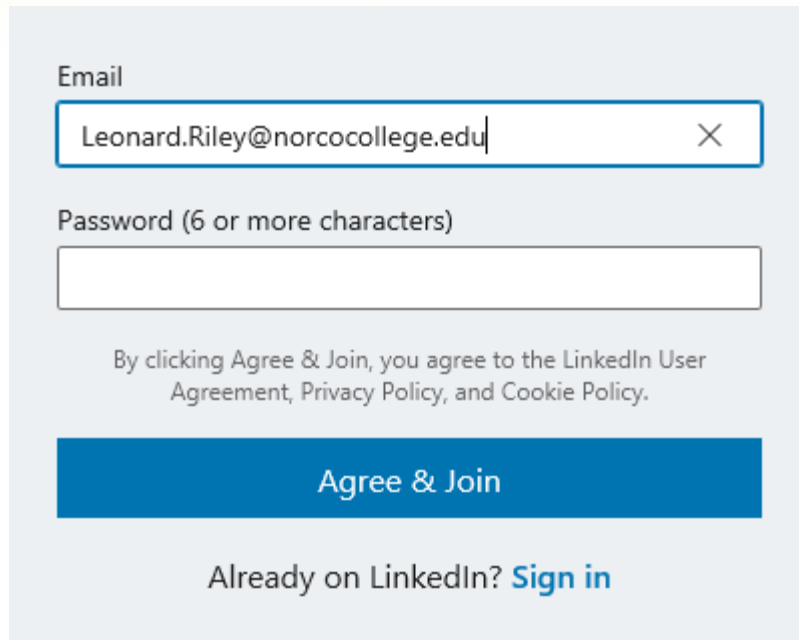
Continue

New to LinkedIn? [Join now](#)

If you've used Lynda.com with your Norco College email address, type it in on the Email field.

If you've never used Lynda.com (or LinkedIn) with your Norco College email address, click [Join now](#).

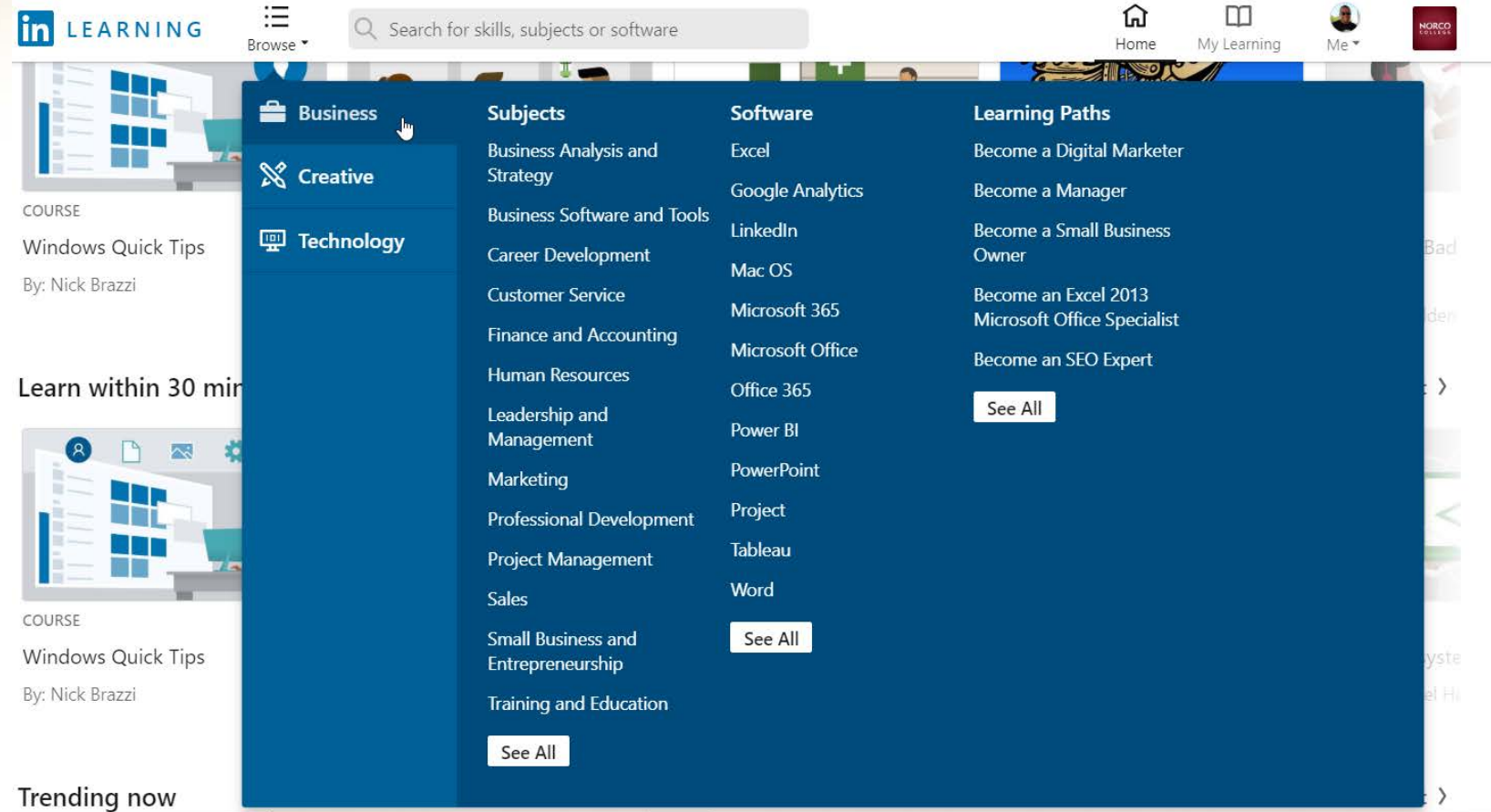
If you clicked **Join now**, type in your Norco College email address in the Email field.



The screenshot shows a light blue sign-up form. At the top, it says "Email" above a text input field containing "Leonard.Riley@norcollege.edu" with a clear button (X) on the right. Below that is a "Password (6 or more characters)" label above an empty password input field. Underneath the password field is a line of text: "By clicking Agree & Join, you agree to the LinkedIn User Agreement, Privacy Policy, and Cookie Policy." Below this text is a prominent blue button with the text "Agree & Join" in white. At the bottom of the form, it says "Already on LinkedIn? [Sign in](#)".

Create a password and type it in the Password field, and then click **Agree & Join**.



Browse by categories







Search and filter your search results

The screenshot shows the LinkedIn Learning interface with a search for 'adobe acrobat'. The search bar at the top contains 'adobe acrobat' and shows 863 results. The results are sorted by 'Best Match'. On the left, there are filter sections for 'Content by', 'Type', 'Level', 'Software', and 'Subjects & Topics'. The 'Content by' section has checkboxes for 'LinkedIn Learning (863)' and 'Your Company (0)'. The 'Type' section has checkboxes for 'Courses (23)', 'Videos (839)', 'Learning Paths (1)', 'Links (0)', 'Documents (0)', and 'Learning Collections (0)'. The 'Level', 'Software', and 'Subjects & Topics' sections have dropdown arrows. The main results area shows three items: 1. 'Acrobat DC Essential Training' by Claudia McCue, released Aug 16, 2019, with a 2h 33m video player. 2. 'Acrobat DC: Creating Forms' by Garrick Chow, released Apr 1, 2019, with 2,676 viewers and a 1h 50m video player. 3. 'Fixing PDF problems in Adobe Acrobat' from the course 'Creating a PDF Presentation', with a 5m video player.

Add to collection ✕

 **My playlist** + Add
2 items  Only visible to you ▼

-  All LinkedIn members
-  Norco College
-  Only visible to you

 Create new collection Done

Add your favorite videos to a personal playlist or a collection shared with others

Search for topics on Adobe Acrobat, such as: creating a fillable form, creating bookmarks, and combining forms.

The image shows two overlapping screenshots. The top screenshot is the Adobe Acrobat Pro DC software interface, displaying the Adobe logo in a red square, the text "Adobe Acrobat Pro DC", and "2017 Release (Continuous) | Version 2017.009.20044". The bottom screenshot is a search results page from LinkedIn Learning. The search query is "create a fillable form in adobe acrobat". The results are filtered by "Videos", "Beginner", and "Acrobat". The search results list several video courses, including "PDFs from Adobe InDesign", "Creating bookmarks", "Comparing Acrobat Pro DC and Adobe Reader DC", "Comparing Acrobat Pro DC and Acrobat Standard DC", and "What you should know".



Lenny Riley
Instructional Technology Specialist

(951) 372-7075

Leonard.Riley@norcocollege.edu